

MINIMUM ORDER QTY. IS 15 METRIC TONS FOR SLOTTED ANGLES & SHELVES.

Time-tested Versatile & Conventional Slotted Angle Shelving Systems from **ALKON**.

Slotted angles are manufactured using the state of the art CNC controlled continuous roll forming machines having high quality progressive tooling which ensures high accuracy in punching of the slotted angle.

High strength hot rolled steel is used to make the slotted angles in sizes of 40 mm x 40 mm, 40 mm x 60 mm & 40 mm x 80 mm in different lengths upto 3600 mm in length (lengths up to 6000 mm is also possible on request).

Our slotted angle system is an all purpose framing system having pre punched holes pattern which can be bolted together to make economical shelving, racking, binning, work tables, trolleys, mezzanine floors which can be tailor made as per the customers requirement's.

Designed to be a truly multi-purpose product, Alkon slotted angle's will provide self-assembled, simple and fast solutions to many of the challenges of your warehouse, factory or construction site.

Available in 3 standard sizes, slotted angle sections come powder coated or galvanized as per customer requirements and are easily cut down to size (using the cutting marks on the system) and bolted together to form a range of products.

Each structure can be easily modified or disassembled so that the components can be reused.

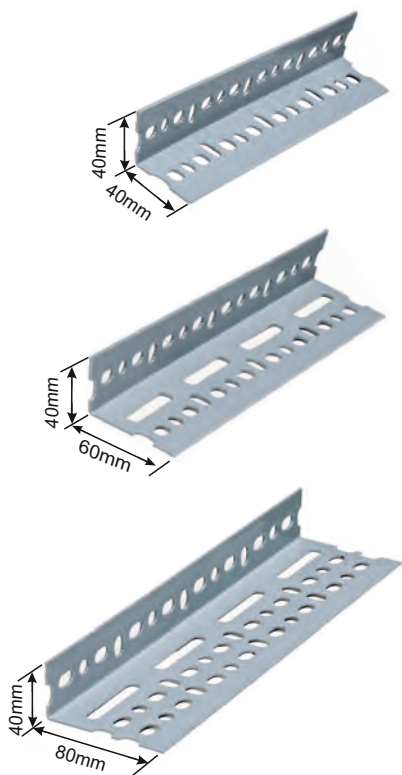
The angle and hole spacing allows any sections of slotted angle to be fitted together.

The placing and dimension of the slots provides the maximum possible number of bolt connections.

Steel Corner plates in two sizes are available these provide bracing at angle joints.

Single and double plastic base plates are available and can be used to protect the floor by fitting them to the end of the vertical struts.

Alkon Slotted Angles are used to create customized storage solution. Slotted Angles can be used time and time again, wherever and whenever you need it.



All dimensions in mm approx.

SLOTTED ANGLES

Art No	ASLA 40mm x 40mm x Std. Length x Thickness
Finish	Powder Coated in Dark Grey Colour
Dimension	40mm X 40mm X Thickness
Thickness	1.8mm or 2mm
Std. Length	1500mm,1800mm, 2175mm, 2475mm, 3000mm & 3600mm

Art No	ASLA 40mm x 60mm x Std. Length x Thickness
Finish	Powder Coated in Dark Grey Colour
Dimension	40mm X 60mm X Thickness
Thickness	1.8mm or 2mm
Std. Length	1500mm,1800mm, 2175mm, 2475mm, 3000mm & 3600mm


Art No	ASLA 40mm x 80mm x Std. Length x Thickness
Finish	Powder Coated in Dark Grey Colour
Dimension	40mm X 80mm X Thickness
Thickness	2.5mm
Std. Length	1500mm,1800mm, 2175mm, 2475mm, 3000mm & 3600mm

Slotted angles of non standard sizes and longer lengths are available in the multiples of 75mm pitch subject to MOQ


SLOTTED ANGLE SHELVING SYSTEMS

WINGS


ALKON's slotted angle shelves are manufactured using CNC turret Punching and bending machines which ensures the high dimensional accuracy and defect free shelves. Shelves are manufactured using high quality Steel, Shelves are available in standard sizes and in 0.8 mm thickness with or without stiffeners, in Powder coated or Galvanized finish. Customized sizes and thicknesses are available on request subject to MOQ.




Art No	ASLAS 300
Finish	Powder Coated in Dark Grey Colour
Dimension Length	900mm (L)
Dimension Width	300mm (W)
Dimension Height	35mm (H)
Thickness	0.8mm



Art No	ASLAS 375
Finish	Powder Coated in Dark Grey Colour
Dimension Length	900mm (L)
Dimension Width	375mm (W)
Dimension Height	35mm (H)
Thickness	0.8mm



Art No	ASLAS 450
Finish	Powder Coated in Dark Grey Colour
Dimension Length	900mm (L)
Dimension Width	450mm (W)
Dimension Height	35mm (H)
Thickness	0.8mm




All dimensions in mm approx.

Art No	ASLAS 600
Finish	Powder Coated in Dark Grey Colour
Dimension Length	900mm (L)
Dimension Width	600mm (W)
Dimension Height	35mm (H)
Thickness	0.8mm

SHELVES OF NON STANDARD COLOURS, SIZES & THICKNESSES WITH OR WITHOUT STIFFENERS ARE AVAILABLE SUBJECT TO MOQ.

MINIMUM ORDER QTY. IS 15 METRIC TONS FOR SLOTTED ANGLES & SHELVES.



MINIMUM ORDER QTY. IS 15 METRIC TONS FOR SLOTTED ANGLES & SHELVES.



Shelving rack without cladding.



Shelving rack with side & back cladding.

CLADDING SHEETS

Used for covering sides and back to make enclosed rack.

SIDE CLADDING SHEETS

Art No	ASLASC 300675
Art No	ASLASC 300900
Art No	ASLASC 3001200
Finish	Powder Coated in Dark Grey Colour
Cladding	Side
Dimension Length	300mm (L)
Dimension Height	675mm / 900 / 1200 (H)
Thickness	0.6mm (T)

Art No	ASLASC 375675
Art No	ASLASC 375900
Art No	ASLASC 3751200
Finish	Powder Coated in Dark Grey Colour
Cladding	Side
Dimension Length	375mm (L)
Dimension Height	675mm / 900 / 1200 (H)
Thickness	0.6mm (T)

Art No	ASLASC 450675
Art No	ASLASC 450900
Art No	ASLASC 4501200
Finish	Powder Coated in Dark Grey Colour
Cladding	Side
Dimension Length	450mm (L)
Dimension Height	675mm / 900 / 1200 (H)
Thickness	0.6mm (T)


Art No	ASLASC 600675
Art No	ASLASC 600900
Art No	ASLASC 6001200
Finish	Powder Coated in Dark Grey Colour
Cladding	Side
Dimension Length	600mm (L)
Dimension Height	675mm / 900 / 1200 (H)
Thickness	0.6mm (T)

BACK CLADDING SHEETS


Art No	ASLABC 900675
Art No	ASLABC 900900
Art No	ASLABC 9001200
Finish	Powder Coated in Dark Grey Colour
Cladding	Back
Dimension Length	900mm (L)
Dimension Height	675mm / 900 / 1200 (H)



Shelf Partition



Partition bolted
on top shelf



Partition bolted
on bottom shelf

SHELF PARTITIONS

Used for creating pigeon hole compartments in slotted angle shelving systems.

SHELF PARTITIONS	
Art No	ASLASFP 300300
Art No	ASLASFP 300375
Art No	ASLASFP 300450
Art No	ASLASFP 300600
Finish	Powder Coated in Dark Grey Colour
Dimension Length	300 mm (L)
Dimension Height	300mm / 375 / 450 / 600 (H)
Thickness	0.8mm (T)



Small corner plate



Big corner plate

M. S. Corner Plates (Big & small)

Used for straighten the corners of the racks.

M. S. CORNER PLATES	
Art No	ASLASCP-SMALL X 1mm
Art No	ASLABCP-BIG X 1mm
Finish	Powder Coated in Dark Grey Colour
Thickness	1mm (T)
Qty. per box	100 pcs.



Bin front 50mm Height



Bin front 100mm Height

Bin Fronts

BIN FRONTS	
Art No	ASLABF 50mm x 900mm x 0.8mm
Art No	ASLABF 100mm x 900mm x 0.8mm
Finish	Powder Coated in Dark Grey Colour
Dimension Length	900 mm (L)
Dimension Height	50mm / 100mm (H)
Thickness	0.8mm (T)



Zinc Plated Mild Steel Bolts & Nuts

Zinc Plated Mild Steel Bolts & Nuts

BOLT & NUTS	
Art No	ASLABN
Size	M8 x 16mm
Qty. per box	100 Sets



Shelf Partitions



Bin fronts

MINIMUM ORDER QTY. IS 15 METRIC TONS FOR SLOTTED ANGLES & SHELVES.

SLOTTED ANGLE FOOT PLATE

- Slotted Angle Foot Plates are made from polyethylene.
- These sizes suit the standard slotted angles available in the market.
- Standard colour available is BLACK.



ALFP 4040



ATFP 4040

Art No	DISCRIPTION	STD. PACK
ALFP 4040	'L' Foot Plate for 40 mm x 40 mm Angle	500
ATFP 4040	'T' Foot Plate for 40 mm x 40 mm Angle	500
ALFP 6040L (Left)	'L' Foot Plate for 60 mm x 40 mm Angle	500
ALFP 6040R (Right)	'L' Foot Plate for 60 mm x 40 mm Angle	500
ATFP 6040	'T' Foot Plate for 60 mm x 40 mm Angle	500
ALFP 8040L (Left)	'L' Foot Plate for 80 mm x 40 mm Angle	500
ALFP 8040R (Right)	'L' Foot Plate for 80 mm x 40 mm Angle	500
ATFP 8040	'T' Foot Plate for 80 mm x 40 mm Angle	500



ALFP 6040L (Left)



ALFP 6040R (Right)



ATFP 6040



ALFP 8040L (Left)



ALFP 8040R (Right)



ATFP 8040



Slotted angle foot plate



Slotted angle foot plate

